



PEREGRINI Lindisfarne
Landscape Partnership



ANGLO SAXON-Monastic
ARTEFACT BOX



LOTTERY FUNDED

Landscapes
for life
.org.uk





ANGLO SAXON-MONASTIC ARTEFACT BOX: COMPLETE BOX



1	Whetstone on cord	8	Water Bottle & Stopper on Leather Strap
2	Book Stamp	9	Hexham Plaque [Copper mounted on wood] in canvas pouch
3	3 x Candles	10	Example of Illuminated Manuscript
4	Ink Pot and Cap	11	Scribe's Knife
5	8x Mussel Shells in Canvas Bag	12	Round Knife
6	3x Writing Quills	13	St John's Gospel & Satchel
7	Flail	14	AS Monastic Loan Box-Risk Assessment
		15	Artefact Box Booklet-AS Monastic

Acknowledgements


The artefacts were made by Emma Berry and Andrew Bates of Phenix Studios Ltd of Hexham, Northumberland. <http://www.phenixstudios.com/>



LOTTERY FUNDED



Landscapes
for life
.org.uk





ARTEFACT BOX: ANGLO SAXON-MONASTIC



Item: 1	Brief Description: Whetstone
----------------	-------------------------------------



Further Information:

- Used to sharpen knives, tools etc.
- Some whetstones were carved and decorated like this one found at the 7th century Sutton Hoo burial :
<https://www.google.com/culturalinstitute/beta/search?q=sutton%20hoo%20whetstone>
- The leather strap allows it to be hung around the neck or on a belt ready for use.

 Explore:

-  What does the fact whetstones were carved and decorated tell us about the importance of a whetstone in Anglo-Saxon life?
-  Why would a whetstone have been such an important item for an Anglo-Saxon?


ARTEFACT BOX: ANGLO SAXON-MONASTIC

Item: 2


Brief Description: Book Stamp



Further Information:

- The original book stamp was found at Winchester and was made from metal.
- This copy is made from bone and oak.
- Many books of this time had leather bindings and covers. For example see Item 13 in this Box.
- The book stamp was used to make an impression on the leather covers of books.
- This was done by wetting the leather and then hammering the seal onto the leather to make an impression on it.
- Book stamps were used to identify whose book it was—or simply for decoration.

 **Explore:**

 Take a close look at the book stamp and think about the skills and processes that would have been used to make it.

 **Draw a flow diagram to show the processes and stages in its manufacture.**



ARTEFACT BOX: ANGLO SAXON-MONASTIC

Item: 3

Brief Description: Candles [x 3]




Further Information:

- These were a common item in most households.
- The candles were made from beeswax.
- The wicks were made from sisal string.
- The candles were made by dipping the *sisal* in molten beeswax many times until the candle was the right size.



Explore:

 What is sisal?

 What other uses would sisal have had?



ARTEFACT BOX: ANGLO SAXON-MONASTIC

Item: 4

Brief Description: Ink Pot and Cap



Further Information:

- This item was made from leather.
- To make the leather watertight so it could hold the ink, the inside of the pot was lined with beeswax.
- This was done by melting the beeswax and then rinsing the inside of the pot with it.
- Anglo-Saxon monks would have made their own ink for writing and decorating manuscripts like the Lindisfarne Gospels.
- Item 10 in this Box is an example of the sort of manuscript the monks would have made.

Explore:

- 🔍 What ingredients would Anglo-Saxon monks have used to make their ink?
- 🔍 What was the name of the building where a group of monks would live?
- 🔍 What is the difference between a *monk* and a *nun*?
- 🔍 Take a look at:
<http://www.earlybritishkingdoms.com/kids/monasteries.html>
- 🔍 The monastery at Lindisfarne was very important. Watch this [video clip](#) to find out why:
<http://www.bbc.co.uk/education/clips/zrpnvcw>



ARTEFACT BOX: ANGLO SAXON-MONASTIC

Item: 5

Brief Description: Mussel Shells in Canvas Bag



Further Information:

- Mussel shells.
- Mussels were a staple food for many Anglo-Saxons – particularly for people living near to the sea.
- There is still a large mussel bed between St. Cuthbert's Island and the beach below the Heugh at Lindisfarne near the Priory.

 Explore:


 What did Anglo-Saxons eat and drink?

 Take a look at:

http://anglosaxondiscovery.ashmolean.org/Life/food/eating_drinking_info.html

 How did they cook their food? Have a look at :

http://anglosaxondiscovery.ashmolean.org/Life/food/cooking_info.html

 Did Anglo-Saxon monks and nuns eat and drink different things to ordinary people?



ARTEFACT BOX: ANGLO SAXON-MONASTIC

Item: 6

Brief Description: Writing Quills [x 3]



Further Information:

- These items were used to write with.
- The quills here were made from crow feathers. Quite often goose feathers were used, or the feathers from large birds like swan or pheasant, or even, an eagle.
- The end of the quill was cut to a point and then 'brushed' [touched lightly] with a heated metal to harden the quill and make it durable.
- The quill could be re-sharpened as needed during the course of writing
- The pointed end of the quill was dipped in the ink from the ink pot [see Item 4]
- The end of the quill could be cut to a point or with a blunter end. This would make the lines different thickness when writing.

Explore:

What is a scribe?

Read more about the life of a *scribe* and the tools they used at:

<https://monkelyblog.com/2016/05/22/writing-with-bird-feathers-a-brief-history-of-quill-pens/>

The most common bird feather used by Anglo-Saxon monks to make quills was goose feather. Why do you think this was?

Next time you are at the beach, look for a seagull feather and ask an adult to help you make a quill and try to write with it.

Watch this video clip which shows you how to make a writing quill:

<https://monkelyblog.com/2016/05/22/writing-with-bird-feathers-a-brief-history-of-quill-pens/>



ARTEFACT BOX: ANGLO SAXON-MONASTIC

Item: 7




Brief Description: Flail



Further Information:

- This is a copy of an item in the British Museum in London.
- It is made from bone beads and leather.
- It was used to punish monks who had sinful thoughts.
- There are stories that one monk at Lindisfarne was bricked up into one of the walls as punishment for his sins. His ghost is said to haunt the Priory!

 Explore:

-  What sort of things do you think the monks would have been punished for?
-  Do we think these things are wrong today?
-  Find out more about Anglo-Saxon beliefs and how they became Christians here:
<http://www.bbc.co.uk/education/clips/zrpnvcw>
and:
<http://www.bbc.co.uk/guides/zs3qcdm#zxvbr82>



Item: 8

Brief Description: Water Bottle



Further Information:

- This water bottle is based on an original found at Winchester.
- The original item was ceramic.
- This copy is made from leather.
- So that the bottle keeps its shape, the leather was first wetted to make it pliable.
- Then, it was filled with sand and allowed to dry.
- This helped the leather 'set' into a bottle shape.
- After emptying out the sand, it was made watertight by lining the inside of the bottle with beeswax.
- This was done by melting the beeswax and then rinsing the inside of the bottle with it.

Explore:

What is leather? Where would Anglo-Saxons have found this material?

Leather was a very common material in Anglo-Saxon Britain. Look at the contents of the Artefact Box. **Identify how many different objects use leather in their manufacture.**



ARTEFACT BOX: ANGLO SAXON-MONASTIC

Item: 9

Brief Description: Hexham Plaque



Further Information:

- This was originally made in silver.
- This copy is made from copper.
- It was probably part of the outside cover of a book or kept on an altar.
- An altar is where the priest gives thanks to God.
- Some believe that the figure represents St. Wilfrid.

Explore:

Who was St Wilfrid?

What connection did he have to Lindisfarne and St Cuthbert?

Which famous local abbey in Northumberland did he create?

Take a look at:

<http://hexham-abbey.org.uk/heritage/wilfrid/>

<http://hexham-abbey.org.uk/heritage/the-saxon-crypt/>



ARTEFACT BOX: ANGLO SAXON-MONASTIC

Item:10

Brief Description: Illuminated Manuscript



Further Information:

- This example of an **illuminated manuscript** comes from a 10th century Anglo-Saxon herbal. **Herbals** are books containing recipes for various medicines and cures.
- The Anglo-Saxons believed that certain herbs had special powers against illness and evil.
- The recipes were often a mixture of practical observation, folklore and faith.
- A famous example of an Anglo-Saxon herbal is the *Lacnunga* which is kept in the British Museum in London.
- The herbs needed for the recipes would have been grown by the monks or purchased from merchants from other countries.
- The word 'illuminated' comes from a Latin word meaning 'to adorn'. Gold was often used in the decorating of books from the 13th century onwards. But the term 'illuminated' does not just apply to manuscripts where gold or silver was used. It covers any manuscript that was elaborately decorated.
- This example was written on **parchment**. But many important documents like the **Lindisfarne Gospels** were written on **vellum**.
- The Lindisfarne Gospels are believed to have been written by Eadfrith who was Bishop of Lindisfarne between about 698-721.
- Each page of the Gospels took Eadfrith about two months to create. Find out how many pages are in the Lindisfarne Gospels and how long it would have taken Eadfrith to complete the work.

Explore:

- What is the key difference between parchment and vellum?
- Find out how parchment is made. **Draw a flow chart showing the stages in its production.**
<https://www.bl.uk/catalogues/illuminatedmanuscripts/GlossP.asp#PARCHMENT>
- What are the Lindisfarne Gospels? Take a look at:
<https://www.lindisfarne.org.uk/gospels/>
- Look at some images of the Lindisfarne Gospel here:
<http://www.bl.uk/turning-the-pages/?id=fdbcc772-3e21-468d-8ca1-9c192f0f939c&type=book>
and find out more at:
<http://www.bl.uk/onlinegallery/features/lindisfarne/tour.html>

<http://englishhistoryauthors.blogspot.co.uk/2016/05/medieval-illuminated-manuscripts.html>

Find out more about the monk believed to have been the scribe of the Lindisfarne Gospels at:

<https://www.lindisfarne.org.uk/gospels/>

http://www.bbc.co.uk/tyne/features/gospels/gospels_monks_at_work.shtml

<http://www.northumbrianassociation.com/indexx.php?page=the-gospel-story-the-truth>

Take a look at **this page** from the Lindisfarne Gospels, In groups or pairs, talk about what you can see on this page. Can you find **five** interesting things about it?

There are actually 559 birds on this page. Why do you think Eadfrith included so many birds? Clue think about where he lived.

Teachers Note

<http://www.barnabasinschools.org.uk> has some useful worksheets and lesson plans on this area. Take a look at:

[Worksheet 1: Eadfrith and the Lindisfarne Gospels](#) (older children);

[Worksheet 2: Four things we notice](#) (younger or older children);

[Worksheet 3: What is a saint?](#) Which provides the basis for some simple research about a few of our national saints, and an extension asks the pupils to consider what they would like to be remembered for. There are a lot of good websites for researching the lives of saints - see, for example, http://www.illuminatedink.com/saint_symbols/.



ARTEFACT BOX: ANGLO SAXON-MONASTIC

Item:11

Brief Description: Scribe's Knife



Further Information:

- This was a multi-purpose knife would have been used by Anglo-Saxon *scribes*
- It had several uses. It could be used to sharpen quills or to scrape off the top layer of parchment if a mistake had been made. See Item 10.
- It was also used to turn the pages of manuscripts to avoid marking the page with inky fingerprints.
- Monks would have also used their knife for other things like cutting up food,
- Because this type of knife was originally used to sharpen quills, it became known as a pen knife. This is where our modern folding penknives got their name.

Explore:

What is a scribe?

Watch this video on the creation of the Lindisfarne Gospels here:

<https://www.youtube.com/watch?v=6RGVaVfVIo8>

Find out about the journey of St Cuthbert's body and the Lindisfarne Gospels after the Viking raid in 793 AD:

http://www.bbc.co.uk/tyne/features/gospels/gospels_tense_past.shtml

and:

<http://www.northumbrianassociation.com/index.php?page=the-journey-of-saint-cuthbert-s-coffin>



ARTEFACT BOX: ANGLO SAXON-MONASTIC

Item: 12


Brief Description: Round Knife




Further Information:

- This is a general purpose round knife used for working leather.
- It was used to clean and prepare the hide before making it into different items eg water bottles, clothing.
- It would also have been used to prepare the vellum used in making prized artefacts like the Lindisfarne Gospels.
- The original was found in Portmahomack in Easter Ross, north east Scotland.
- It is thought that this was the site of St Columba's Scriptorium.

 Explore:

 Take a look at the shape of the blade. How would you describe this shape? Why was it designed this way? Think about the problems that might have been caused preparing the leather if the blade was square or oblong shaped.

 Who was St Columba [also known as Colmcille]?

 What is his connection with the monks of Lindisfarne?

 Resources :

<http://www.colmcille.org/stcolumba>

<http://www.colmcille.org/tarbat/8-01>



ARTEFACT BOX: ANGLO SAXON-MONASTIC

Item: 13 Brief Description: St John's Gospel and Satchel




Further Information:

- This is often referred to as St Cuthbert's Gospel. It is also known as the *Stonyhurst Gospel*.
- It is an early 8th-century pocket gospel of St John. The original was found with St Cuthbert's body when his coffin was opened in 1104.
- The original gospel pages were made from vellum and it was written in Latin.
- The outside of our copy is made from oak boards and covered with goat leather.
- It is bound in the Coptic style with linen thread and is the earliest known Western bookbinding to survive.
- The front cover of the original St Cuthbert Gospel is covered in leather dyed a deep crimson. It has a central design of a chalice shape with stems projecting. These end in a leaf or bud and four fruits.
- Intertwined vine stems were common in Anglo-Saxon art and can be seen elsewhere eg on the **Bewcastle Cross**
- The artist who made our copy of this artefact intended the decoration on the front of the gospel represent an image of the Spindlestone Worm – a Northumbrian legend.
- Although the tale of the Laidly Worm was not published until 1778, it was based on much older folk tales stretching back into prehistory.
- Almost everywhere in the world has dragon tales. Many early dragons were shaped like serpents and designs like this can be seen in Celtic, Anglo-Saxon and Viking art.
- Often the serpent was curled around so it looked as if it was eating its own tail. This was meant to represent the circle of life- an eternal cycle of renewal where life comes out of death.
- There are many examples of serpents in the decorations of the Lindisfarne Gospels and the symbol became adopted by early Christianity to mean everlasting life.


Explore:

- Find out more about St Cuthbert's Gospel at: <https://www.bl.uk/press-releases/2012/april/british-library-acquires-the-st-cuthbert-gospel--the-earliest-intact-european-book>
- Find out about the Bewcastle Cross at: <http://www.bewcastle.com/bewcastle-cross/>
- Find out about the Coptic Style of binding: https://en.wikipedia.org/wiki/Coptic_binding

 What is the story of the Laidly Worm of Spindlestone Heugh?

 Listen to the story here:

http://myths.e2bn.org/mythsandlegends/view_myth.php?id=527

 Find out more about the origins of the Laidly Worm legend here:

<http://myths.e2bn.org/mythsandlegends/origins527-the-laidly-worm-of-spindlestone-heugh.html>



ARTEFACT BOX: ANGLO SAXON-MONASTIC

BE AN ARCHAEOLOGIST-ANGLO-SAXON DEATH

Archaeologists and historians use documents and finds from excavations [digs] as evidence for what happened in the past.

Your task is to find out about a grave marker discovered at recent archaeological dig.

Here is your evidence:

- Photographs of an Anglo-Saxon site when it was excavated.
- Photographs of the objects.
- Online article and online site diary.

Use the evidence to answer these questions:

QUESTION	ANSWER	WHAT EVIDENCE DID YOU USE
What was the dig hoping to find at the site?		
Where and when was the grave marker excavated?		
What is the approximate date of the Name Stone?		
What letters were engraved on the stone?		

<p>What other finds were discovered near to the grave marker?</p>		
<p>What other decorations are on the stone?</p>		
<p>Was this person buried with any other objects?</p>		
<p>What does this marker tell us about the religious beliefs of this person?</p>		
<p>Compare this name stone with other grave markers found earlier on Holy Island. Look carefully at the figures, symbols and decorations on each stone</p> <p>What similarities and differences can you see?</p> <p>What do these decorations tell us about the life, and beliefs of Anglo-Saxons</p>		



Landscapes
for life
.org.uk



LOTTERY FUNDED

SEE BELOW FOR SOURCES:

- **Source 1 Digventures Online Site Diary**
- **Source 2 Online Article**
- **Source 3 Photographs Of 2016 DigVentures Excavation On Lindisfarne**
- **Source 4 –Lindisfarne Grave Markers**

SOURCE 1 DIGVENTURES ONLINE SITE DIARY

<https://digventures.com/lindisfarne/timeline/diary/site-diary-our-first-big-reveal/>

**Site Diary: Our First Big Reveal
June 25th 2016**

The exact location of the Anglo-Saxon monastery on Lindisfarne has remained a mystery ever since it was destroyed by the Vikings. That is, until now...

We've kept you hanging for a week, but now we can FINALLY reveal one of our star finds that strongly suggests that we've found what we've been looking for!

Trench 2 in Sanctuary Close has been turning up some very curious finds. Mid-way through week one we started to find fragments of human bone scattered amongst the rubble, and as the week progressed, more and more started to appear – some potentially still part of in situ burials.

On Sunday morning things started to get a whole lot more exciting. Venturer John, clearing rubble from the eastern edge of the trench, pulled a stone from the ground that had our expert David Petts literally jumping with joy!

Incredibly, he had found a fragment of an Anglo-Saxon burial marker, commonly known as a Name Stone. Dating to the mid-7th to 8th century, it places it firmly in the period of Lindisfarne's first monastery.



The stone is typical of a small group of markers found exclusively on Lindisfarne, with a very small amount of similar types found near Hartlepool. What's more exciting is that only 13 of these have been found previously on the island, making our find especially important. Intricately carved with parts of a cross and an inscription, the cross terminals end in small simple circles with a very elegant 'B' and possible 'A' clearly visible on either side of the top arm of the cross. Below these a name that looks to end in 'FRITH', a common element of Anglo-



LOTTERY FUNDED



Landscapes
for life
.org.uk



Saxon names, has been carved. The sunken central cavity between the cross-arms might possibly have held a relic or a jewel.

In its complete form it would have been more or less oblong in shape, standing a foot or so above the ground. The stone's presence amongst the rubble structures and human burials strongly suggests that we've found part of the monastic complex we've been looking for!

Amazingly, a few days later ANOTHER fragmented grave marker was also found, this time carved with two small crosslets flanking the shaft of a larger central cross.



The excitement on site for the past week has been tremendous. These two small stones represent the best tangible evidence to date for the location of the early Medieval monastery, making their discovery one of huge importance. We couldn't have asked for anything better!

SOURCE 2 ONLINE ARTICLE

<http://www.pasthorizonspr.com/index.php/archives/07/2016/evidence-found-for-first-monastery-on-lindisfarne>

Evidence Found For First Monastery on Lindisfarne

Posted on July 25, 2016

Experts from the Department of Archaeology at Durham University and the crowd-funded archaeology platform DigVentures have found what they believe to be evidence of the earliest monastery on The Holy Island of Lindisfarne in Northumberland, UK.

During a two week archaeological dig on the island in June this year (2016), a rare Anglo-Saxon grave marker was found.

Although the stone was not found marking a grave, fragments of human bone have been found nearby suggesting that there is a cemetery in close proximity.

Dr David Petts, Senior Lecturer in the Department of Archaeology and co-director and academic lead on the dig said: "This is a stunning find, of exactly the period we're looking for.

"This stone could have been carved during the time when the Lindisfarne Gospels were being written. It confirms we're hot on the trail of the very earliest monastery here in Lindisfarne."

The stone is typical of a small group of markers found exclusively on Lindisfarne, of which only 13 have previously been found. A small group of similar, but square-headed, stones have previously been found at Hartlepool, another monastery associated with Aidan, the first abbot of Lindisfarne.

Anglo-Saxon history

The first monastery on the Holy Island of Lindisfarne was an important centre of Christianity in Anglo-Saxon times. The beautifully illustrated Lindisfarne Gospels, which are recognised as one of the country's most precious religious treasures, were also produced there.



Landscapes
for life
.org.uk



The Lindisfarne monastery was one of the first sites to be raided by the Vikings in the late 8th Century. The increasing regularity of these raids led to the monastic community leaving the island and eventually re-establishing on the site of what is now Durham Cathedral.

Archaeological investigation

The exact location of the Anglo-Saxon monastery on Lindisfarne is not known. Dr Petts has led a research project into its possible location and the monastery's role at the heart of Anglo-Saxon Northumbria.

In September 2012 Dr Petts carried out a major geophysical survey on the island, funded by National Geographic. This survey identified a possible boundary for the monastery, which was different from where earlier research had indicated it may lie.

The most recent dig, carried out in June in collaboration with DigVentures was intended to further investigate the results of the earlier geophysical survey and try to learn more about the possible location of Lindisfarne's earliest monastery.

Dr Petts says: *"We've now gathered such fantastic evidence of the early monastery that we're sure to be back again next year. There's so much more work to be done on Lindisfarne, and so much left to discover about the early monastery."*

The hope is that further archaeological investigations, which the team plan to undertake in 2017, will uncover more evidence of the monastery and its exact location.

SOURCE 3 PHOTOGRAPHS OF 2016 DIGVENTURES EXCAVATION ON LINDISFARNE



The excavation took place close to the ruins of Lindisfarne priory. Copyright DigVentures

LDF22 Inscribed Name Stone



Anglo-Saxon grave marker found on Lindisfarne. Copyright DigVentures

The team has made a **3D interactive image of this find**

LDF17 Sculptured Stone Fragment



Copyright DigVentures

SOURCE 4 LINDISFARNE GRAVE MARKERS

<http://www.english-heritage.org.uk/visit/places/lindisfarne-priory/history/collection>



Copyright English Heritage

Lindisfarne Priory grave marker or name stone commemorating Osgyth



Copyright English Heritage



Copyright English Heritage

These five round headed Anglo Saxon grave marker stones are from Lindisfarne Priory They are thought to date from the late 800s AD. They all have an early Christian celtic cross carved in to them. One has this cross with a sun in the top left corner, the moon in the top right one, then in the lower two corners are two side-facing figures, bowing, with arms spread to the cross. The other side of it is entirely filled with a procession of armed men advancing from left to right. It is possible that the first side is a representation of Domesday. The second side may commemorate a raid on Lindisfarne, although whether by Danes or Scots is not clear. <http://www.heritage-explorer.co.uk/web/he/searchdetail.aspx?id=10611>

ARCHAEOLOGY UPDATE!



*Peregrini Lindisfarne team excavating on Lindisfarne
Northumberland County Council June 2017*



DigVentures 2017- Excavating skeletons on Lindisfarne

Further archaeological investigations by Peregrini volunteers on Lindisfarne in 2017 revealed fascinating new discoveries, including the siting of an early Anglo-Saxon stone chapel on the Heugh. It is believed that this chapel was built over the original wooden chapel erected by the monks who first came here from Iona.

A further dig on Sanctuary Close by DigVentures discovered complete skeletons in what is thought to be an Anglo-Saxon cemetery.

Read more about these new discoveries here:

<http://www.northumberlandgazette.co.uk/news/saxon-church-uncovered-during-dig-on-holy-island-1-8617307>

<http://www.northumberland.gov.uk/News/2017/Aug/Summer-archaeology-reveals-more-tantalising-insigh.aspx>

<http://www.chroniclive.co.uk/news/north-east-news/complete-skeletons-anglo-saxon-cemetery-13474400>

FURTHER QUESTIONS TO EXPLORE



What were the early pagan beliefs of Anglo-Saxons?



How do these beliefs link with our days of the week?



Anglo-Saxon graves are like time capsules. Many people in the past buried things as well as dead bodies.

- What kind of items did the Anglo-Saxon bury with their dead?
- How does this help us understand how they lived?
- Discuss what kind of things we might bury in the ground for later generations to look at.
- Do you think people in, say 1000 years' time, would know what they were?

Resources: <http://www.bbc.co.uk/guides/zs3gcdm#z87m6sg>

http://www.bbc.co.uk/schools/primaryhistory/anglo_saxons/anglo-saxon_beliefs/



LOTTERY FUNDED




Landscapes
for life
.org.uk



<https://www.google.com/culturalinstitute/beta/search?q=sutton%20hoo%20burial>

<http://www.visitwhitby.com/tourist-information/people-places/famous-local-people/st-hilda>



 Choose one of the local Northumbrian saints below and find out about their life and what contribution they made to Anglo-Saxon life:

St Cuthbert St Hilda of Whitby

St Aidan Venerable Bede

Resources:

<http://www.bbc.co.uk/religion/0/23096274>

<http://www.bbc.co.uk/religion/0/23096274>

<https://www.lindisfarne.org.uk/general/cuthbert1.htm>

<https://www.lindisfarne.org.uk/general/aidan.htm>

Interactive Games

http://anglosaxondiscovery.ashmolean.org/teachers_resources/games.html